

Theme Comment

- Risk sentiment improved overnight as sovereign debt fears eased. Spain presented some additional austerity measures including extra deficit cuts of 0.5% and 1.0% of GDP in 2010 and 2011, respectively.
- Australia also joined the party with a solid employment report (employment change came in at 33.7K vs. 22.5K expected) though the rate of unemployment did rise to 5.4%. Full time employment rose 37.5K in April.
- We are bullish on risk today amid a light calendar for companies and macro releases.

Economic Data Releases

Country	Time (GMT)	Name	Saxo	Consensus	Prior
UK	08:30	Trade Balance (MAR)		-£2500	-£2061
US	12:30	Import Price Index MoM (APR)		0.8%	0.7%
US	12:30	Initial / Continuing Jobless Claims		440K / 4,590K	444K / 4,594K

FX	Daily stance	Comment
EURUSD	0/+	1.26 holds the n/term key. While holding, risk we extend gains to 1.2710, Below sees 1.2525.
USDJPY	0	See n/term res at 93.35. If breaks, risk we extend to 93.85.
EURJPY	0/+	Think break abv 118.0 suggests we test higher to 120.0 area.
GBPUSD	0/+	Think we test higher to 1.4940 res. Suppt moving up to 1.4825.
AUDUSD	0/+	Break abv 0.8990 suggests we test higher to 0.9035-50 window.
USDCAD	0/-	See res at 1.0160 for a dip back to 1.01, poss 1.0055. Stop abv 1.0185.

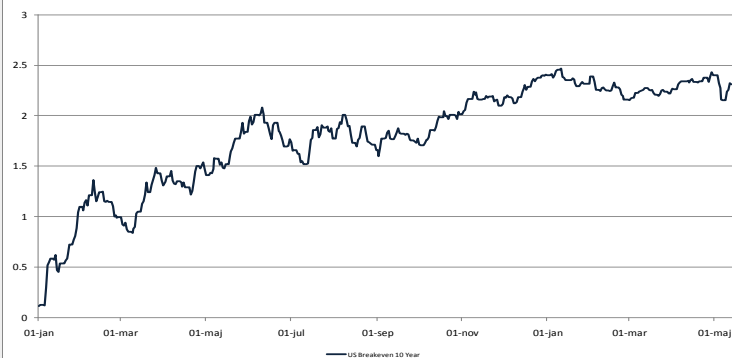
FX-Options	Comment
EURUSD	Vols were hit hard as spot finds some support. There were very few bids holding up the curve but the overnights were still trading firm and will remain sensitive to spot.
USDJPY	Spot has been stuck in a tight range in Asia and gamma getting hit. There is room for vols to come off further and would expect the 1y to trade back to around 13%.
AUDUSD	Vols sold in Asia as spot recovers above 9000. Liquidity is improving and it seems that the spot ranges have narrowed somewhat so expect vols to remain weak until the next jolt.

Equities	Daily stance	Comment
DAX	0/+	Buy on dips towards 6220 targeting 6250. S/L below 6208.
FTSE	0/+	Buy on dips towards 5410 targeting 5454. S/L below 5390.
S&P500	0/+	Buy on dips towards 1172 targeting 1179. S/L below 1170.
NASDAQ100	0/+	
DJIA	0/+	

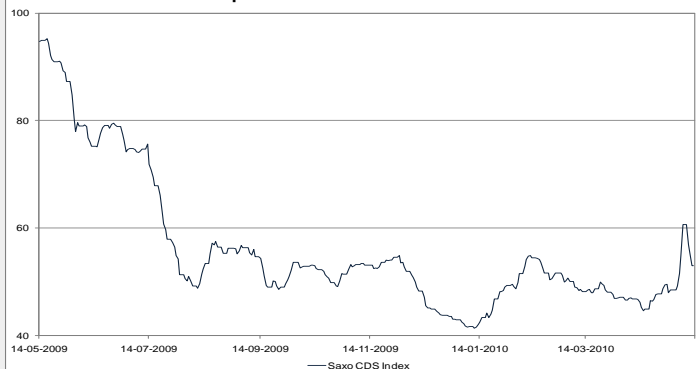
Commodities	Daily Stance	Comment
Gold	0/+	Buy on dips towards 1234 and target 1240. Stop below 1230.
Silver	0/+	Buy on dips towards 19.46 and target 19.55. Stop below 19.41.
Oil (CLM0)	0/+	Buy on dips towards 75.30 and target 75.70. Stop below 75.10.

Earnings Releases

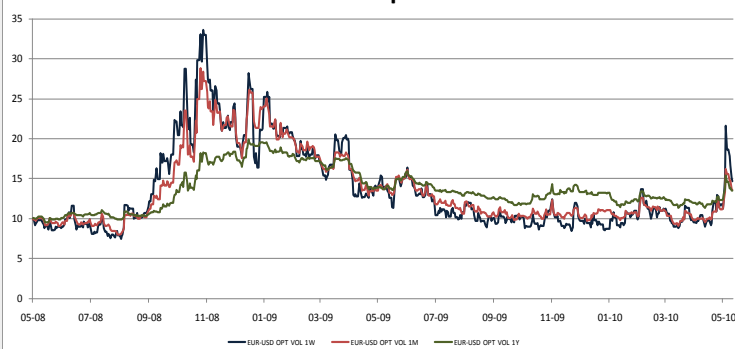
[illegible]

US Breakeven 10 Year


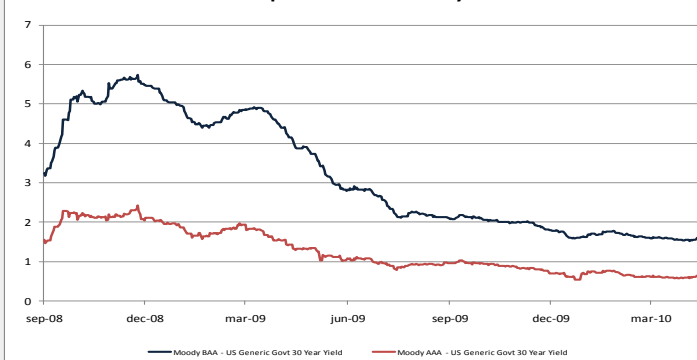
USD breakeven 10 Year – an expression for measuring inflation expectations.

Top 100 Global Stocks CDS Index


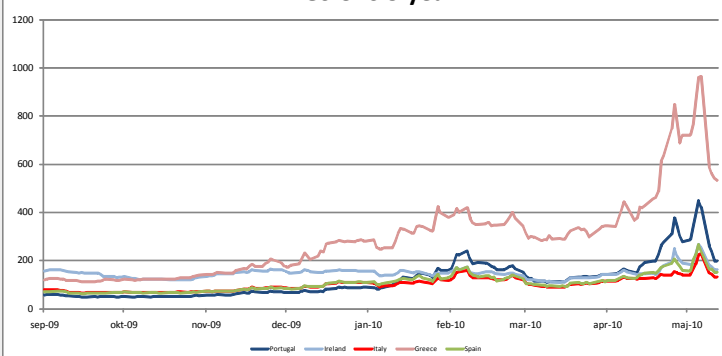
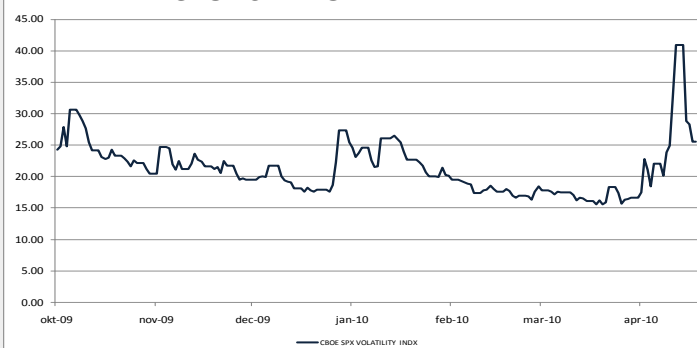
Credit Default Swaps are expressions for the perceived default risk in a company. **Now at 53.**

EURUSD Opt. Vol.


Volatility at different time horizons. Too low, now?

AAA and BAA Corporate Bonds vs. 30yr US Treasuries


Spreads are easing, but still **showing tight corporate debt markets.**

PIIGS CDS 5 year

CBOE SPX VOLATILITY INDEX


The VIX Index is **now at 25.52** (prev. close at 28.32).

For more trading commentary on [forex and equities](#) go to www.tradingfloor.com or www.saxobank.com

General

These pages contain information about the services and products of Saxo Bank A/S (hereinafter referred to as "Saxo Bank"). The material is provided for informational purposes only without regard to any particular user's investment objectives, financial situation, or means. Hence, no information contained herein is to be construed as a analysis; or an offer to buy or sell; or the solicitation of an offer to buy or sell any security, financial product, or instrument; or to participate in any particular trading strategy in any jurisdiction in which such an offer or solicitation, or trading strategy would be illegal. Saxo Bank does not guarantee the accuracy or completeness of any information or analysis supplied. Saxo Bank shall not be liable to any customer or third person for the accuracy of the information or any market quotations supplied through this service to a customer, nor for any delays, inaccuracies, errors, interruptions or omissions in the furnishing thereof, for any direct or consequential damages arising from or occasioned by said delays, inaccuracies, errors, interruptions or omissions, or for any discontinuance of the service. Saxo Bank accepts no responsibility or liability for the contents of any other site, whether linked to this site or not, or any consequences from your acting upon the contents of another site. Opening this website shall not render the user a customer of Saxo Bank nor shall Saxo Bank owe such users any duties or responsibilities as a result thereof.

Analysis Disclosure & Disclaimer

Risk warning

Saxo Bank A/S shall not be responsible for any loss arising from any investment based on any analysis, forecast or other information herein contained. The contents of this publication should not be construed as an express or implied promise, guarantee or implication by Saxo Bank that clients will profit from the strategies herein or that losses in connection therewith can or will be limited. Trades in accordance with the analysis in an analysis, especially leveraged investments such as foreign exchange trading and investment in derivatives, can be very speculative and may result in losses as well as profits, in particular if the conditions mentioned in the analysis do not occur as anticipated.