

Theme Comment

- The US will observe yesterday's Independence Day today so we expect a range bound session without any major news from either economic data or companies (Alcoa will kick off the earnings season next Monday).
- Eurozone Retail Sales (MAY) is about as exciting as it gets today, and both we and consensus look for a 0.3% increase MoM after the fairly poor -0.9% performance for April. Sales have been very weak in the Eurozone so far in 2010 (-0.6% YTD) and underlines that it is not only the coming government spending cuts that will hamper growth in the region.
- The US labor market report last Friday was nothing to celebrate as only the unemployment rate (9.5% from 9.7%) offered some sort of positive news – though only on the surface (the drop was entirely due to a lower participation rate). Private payrolls were quite weak at 83K (Saxo: 60K, consensus: 110K) while Hourly Earnings (-0.1% MoM) and the leading indicator Weekly Hours declined (34.1 from 34.2). Factory Orders were also very poor at -1.4% MoM.

Economic Data Releases

Country	Time (GMT)	Name	Saxo	Consensus	Prior
EC	08:00	PMI Services / Composite (JUN, final)		55.4 / 56.0	55.4 / 56.0
UK	08:30	PMI Services		55.0	55.4
EC	09:00	Retail Sales MoM (MAY)	0.3%	0.3%	-0.9%

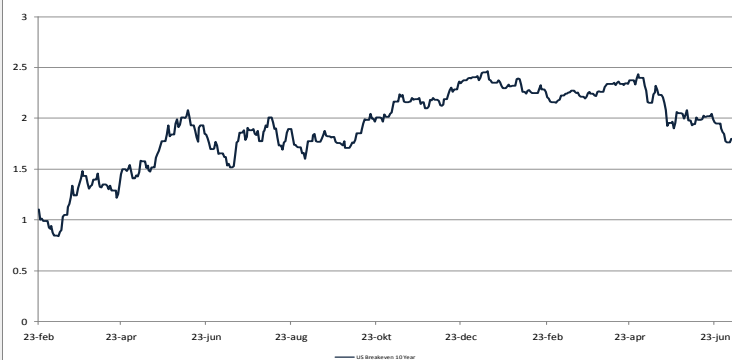
FX	Daily stance	Comment
EURUSD	0	Expect a consolidation day within 1.25-1.2580. Below 1.2480 risks deeper correction to 1.2450.
USDJPY	0/-	Risk of n/term pop to 88.20 but sell there for retracement back to 87.0, stop abv 88.65.
EURJPY	0	Look for further consolidation 109.80 – 110.80.
GBPUSD	0/+	Look to buy dips to 1.5150, stop below 1.5110 for 1.5220 target.
AUDUSD	0	Likely in consolidation 0.8380-0.8450. Similar range to Asia.
USDCAD	0	Expect suppt at 1.0550 to hold for a ranging day 1.0550-1.0625.

FX-Options	Comment
EURUSD	Front end vols moved lower after Friday's payroll number. 1m traded to 13.7% in Asia which is higher than Friday's close of around 13.3%.
USDJPY	Front end eases as spot manages to crawl back towards 8800. There was a 4wk 87/84.5 spread traded 100/leg (buying lower strike) which could hint towards a lower spot.
AUDUSD	Vols slightly higher from Friday's close with gamma in particular seeing good bids. Several downside strikes for <2 weeks getting paid in the brokers.

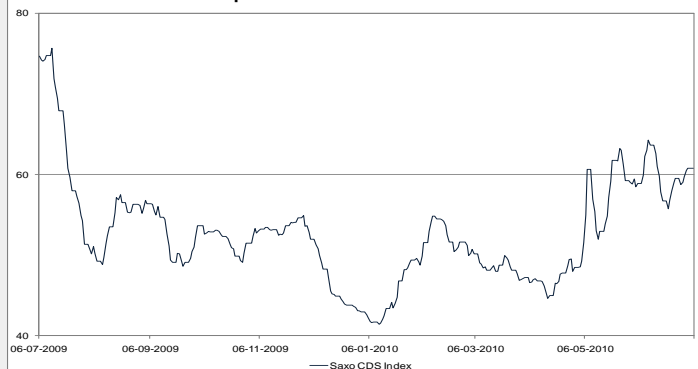
Equities	Daily stance	Comment
DAX	0/-	Sell on rallies towards 5875 and target 5833. Stop above 5897.
FTSE	0/-	Sell on rallies towards 4864 and target 4830. Stop above 4881.
S&P500	0/-	Sell on rallies towards 1029 and target 1024. Stop above 1032.
NASDAQ100	0/-	
DJIA	0/-	

Commodities	Daily Stance	Comment
Gold	0/+	Buy dips to 1,207 for a push to 1,223, stop below 1,196.
Silver	0	17.90 offers n/term res. Expect ranging 17.60-17.95.
Oil (CLQ0)	0	Look for further consolidation 72.30-73.00.

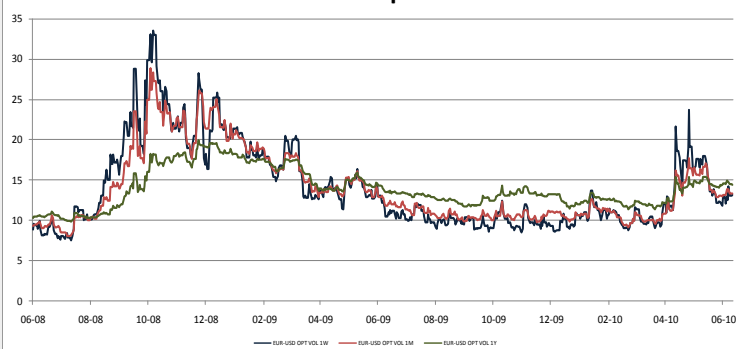
Earnings Releases

US Breakeven 10 Year


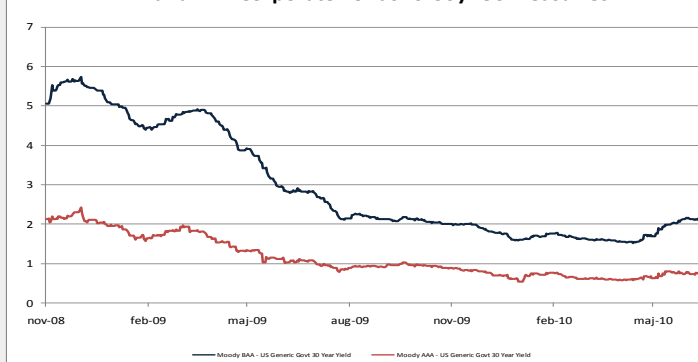
USD breakeven 10 Year – an expression for measuring inflation expectations.

Top 100 Global Stocks CDS Index


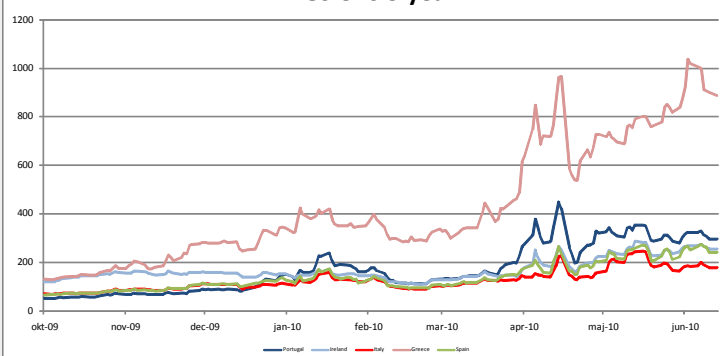
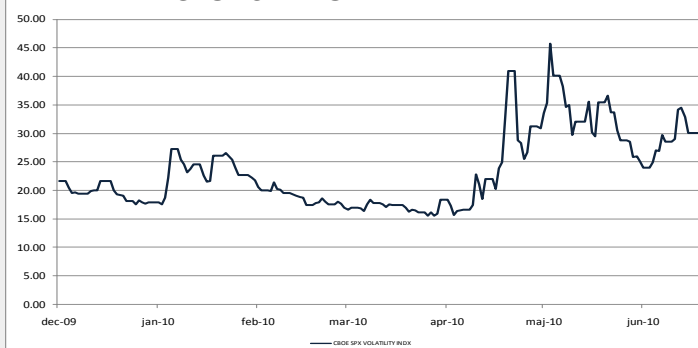
Credit Default Swaps are expressions for the perceived default risk in a company. **Now at 61.**

EURUSD Opt. Vol.


Volatility at different time horizons. Too low, now?

AAA and BAA Corporate Bonds vs. 30yr US Treasuries


Spreads are easing, but still **showing tight corporate debt markets.**

PIIGS CDS 5 year

CBOE SPX VOLATILITY INDEX


The VIX Index is **now at 30.12** (prev. close at 32.86).

For more trading commentary on [forex and equities](#) go to www.tradingfloor.com or www.saxobank.com

General

These pages contain information about the services and products of Saxo Bank A/S (hereinafter referred to as "Saxo Bank"). The material is provided for informational purposes only without regard to any particular user's investment objectives, financial situation, or means. Hence, no information contained herein is to be construed as a analysis; or an offer to buy or sell; or the solicitation of an offer to buy or sell any security, financial product, or instrument; or to participate in any particular trading strategy in any jurisdiction in which such an offer or solicitation, or trading strategy would be illegal. Saxo Bank does not guarantee the accuracy or completeness of any information or analysis supplied. Saxo Bank shall not be liable to any customer or third person for the accuracy of the information or any market quotations supplied through this service to a customer, nor for any delays, inaccuracies, errors, interruptions or omissions in the furnishing thereof, for any direct or consequential damages arising from or occasioned by said delays, inaccuracies, errors, interruptions or omissions, or for any discontinuance of the service. Saxo Bank accepts no responsibility or liability for the contents of any other site, whether linked to this site or not, or any consequences from your acting upon the contents of another site. Opening this website shall not render the user a customer of Saxo Bank nor shall Saxo Bank owe such users any duties or responsibilities as a result thereof.

Analysis Disclosure & Disclaimer

Risk warning

Saxo Bank A/S shall not be responsible for any loss arising from any investment based on any analysis, forecast or other information herein contained. The contents of this publication should not be construed as an express or implied promise, guarantee or implication by Saxo Bank that clients will profit from the strategies herein or that losses in connection therewith can or will be limited. Trades in accordance with the analysis in an analysis, especially leveraged investments such as foreign exchange trading and investment in derivatives, can be very speculative and may result in losses as well as profits, in particular if the conditions mentioned in the analysis do not occur as anticipated.